



Nova Quant

White Paper

The World's Leading Intelligent Quantification System

Nova Quant Is A New Quantitative Investment Technology Institution
Focused On The Integration Of Blockchain And Artificial Intelligence



Foreword

With the continuous advancement of technology and explosive growth of data, quantitative investment has developed rapidly in the past few decades and occupies an important position in the financial market. From traditional professional investment institutions to emerging Internet companies, more and more participants have begun to adopt quantitative investment strategies.

Since its establishment in 2015, Nova Quant Quantitative Think Tank Center has emerged as a new type of quantitative investment technology institution focused on the integration of blockchain and artificial intelligence in the wave of financial technology.

Nova Quant Quantitative Think Tank Center carries a grand vision and is committed to becoming an innovative leader in the global quantitative investment field. At the forefront of the integration of blockchain and artificial intelligence, it constantly explores new technological applications and investment strategies, providing investors with more efficient and accurate investment solutions. Through continuous technological innovation and optimization, it creates an intelligent and automated quantitative investment platform, allowing investors to easily cope with complex and ever-changing financial markets.

Nova Quant aims to build a secure, transparent, and efficient financial ecosystem that utilizes the decentralized and tamper proof features of blockchain technology to ensure the authenticity and security of investment data. At the same time, combined with the powerful data analysis capabilities of artificial intelligence, it provides investors with comprehensive and accurate market information and investment advice, improving market transparency and fairness. In this ecosystem, investors, financial institutions, and technology companies can achieve mutual benefit and win-win results, jointly promoting the stable development of the financial market.

Since its establishment, Nova Quant Quantitative Think Tank Center has always adhered to its original intention of creating value for investors. Continuously promoting technological integration and innovation, conducting in-depth research on the application of blockchain and artificial intelligence technology in quantitative investment, developing advanced algorithms and models, improving the accuracy and efficiency of investment decisions, and using technologies such as big data analysis and machine learning to explore potential opportunities in the market, providing investors with better investment strategies.

Nova Quant Quantitative Think Tank Center, with its clear vision and firm mission, continues to explore and move forward in the field of quantitative investment that integrates blockchain and artificial intelligence. We believe that in the future, Nova Quant will continue to leverage its technological advantages and innovation capabilities to create greater value for investors and contribute to the stable development of financial markets.



Contents

1. Industry background

1.1 Quantitative Development History Of Traditional Financial Markets	04
1.2 The Impact Of Blockchain Technology On Quantification	06
1.3 Integration Of Artificial Intelligence And Quantification	08
1.4 Artificial Intelligence Enhances The Efficiency And Accuracy Of Quantitative Investment	09
1.5 Quantitative Development Trends	10
1.6 Value And Significance Of Quantitative Investment	11

2. Platform Introduction

2.1 Platform Overview	13
2.2 Nova Quant's Mission And Vision	15
2.3 Team Introduction	17
2.4 Platform Advantages	18
2.5 Competitive Analysis	22

3. Introduction To Robovis Quantitative System

3.1 Technical Architecture	23
3.2 Robovis Quantification System	25
3.3 Artificial Intelligence And Blockchain Technology	28
3.4 Performance And Advantages	30



4. Robovis Quantified Products And Services

4.1 Quantitative Investment Products	33
4.2 Customized Products Tailored To Specific Customer Needs	34
4.3 Consulting And Training Services	35
4.4 Quantitative Hedge Funds	36
4.5 Quantitative Options/Futures Trading	36
4.6 Quantitative FOF	37
4.7 Quantitative Custody	38
4.8 Risk Management	38

5. Token Economy

5.1 Token Introduction	39
5.2 Application Scenarios Of NQT Token	40
5.3 Investment Prospects Of NQT	41
5.4 Charitable Undertaking	42

6. Development planning

6.1 Short Term Development Plan (1-2 Years)	43
6.2 Medium Term Development Plan (3-5 Years)	44
6.3 Long Term Development Plan (over 5 Years)	45

7. Disclaimer And Risk Warning

7.1 Risk Warning And Disclaimer	46
---------------------------------	----



I Industry Background

1.1

The Quantitative Development Process of Traditional Financial Markets

The rise and development of quantitative investment in traditional financial markets represents a major shift in the financial field, and its development process can be traced back to the mid-20th century. With the advancement of computer technology and the continuous improvement of financial theory, quantitative investment has gradually moved from theory to practice, and has achieved significant achievements in the past few decades.

1.1.1 Origin Of Quantitative Investment

The idea of quantitative investment can be traced back to the mid-20th century. At that time, some economists and mathematicians began to attempt to use mathematical models and statistical methods to analyze financial markets. For example, Harry Markowitz proposed modern portfolio theory in 1952, which uses mathematical models to determine the optimal investment portfolio, laying the theoretical foundation for quantitative investment.

With the development of computer technology, quantitative investment gradually emerged in the 1970s. Some investment institutions have started using computer programs to make investment decisions, analyzing and modeling historical data to find investment opportunities in the market. Quantitative investment during this period mainly relied on technical analysis, predicting market trends through analysis of market data such as prices and trading volumes.





1.1.2 Development Of Quantitative Investment

In the 1980s and 1990s, quantitative investment saw further development. With the continuous improvement of financial markets and innovation of financial theories, quantitative investment strategies are becoming increasingly diversified. During this period, in addition to technical analysis, fundamental analysis, statistical arbitrage, event driven and other strategies began to be widely applied in quantitative investment.

At the same time, the rapid development of computer technology has provided strong technical support for quantitative investment. High speed computers and advanced data analysis software enable quantitative investment institutions to process large amounts of market data and perform complex mathematical modeling and statistical analysis. In addition, the development of the financial derivatives market has provided more investment tools and strategic choices for quantitative investment.

1.1.3 Achievements Of Quantitative Investment

In the past few decades, quantitative investment has made significant achievements in traditional financial markets. Through scientific methods and models, quantitative investment can objectively evaluate investment risks and returns, providing investors with more accurate investment decision-making basis. Quantitative investment can also reduce the risk of investment portfolios and improve the stability of investment portfolio returns through diversified investment and risk management.

For example, some well-known quantitative investment institutions such as Renaissance Technologies and D.E. Shaw have achieved astonishing investment performance in the past few decades. These institutions have achieved high returns in the global financial market by utilizing advanced quantitative investment strategies and technologies.





1.2 The Impact Of Blockchain Technology On Quantification

One of the core characteristics of blockchain technology is decentralization, which has brought profound changes to the trading model in the field of quantitative investment.

In traditional financial markets, trading often relies on centralized institutions such as stock exchanges, banks, etc. These institutions play an important role in transactions, responsible for matching buyers and sellers, clearing and settling accounts, etc. However, this centralized trading model has some drawbacks. The existence of centralized institutions increases the cost and complexity of transactions. Transactions need to go through multiple layers of intermediary institutions, resulting in high transaction costs and relatively cumbersome transaction processes. Importantly, centralized institutions are easy targets for attacks. Once they are attacked by hackers or experience system failures, it may lead to serious consequences such as transaction interruptions and data leaks, causing huge losses to investors.

The decentralized nature of blockchain technology has changed this situation. In blockchain networks, transactions are jointly verified and recorded by numerous nodes, and there is no single centralized institution. This makes trading more direct, efficient, and secure, as there are no intermediaries involved, transaction costs are greatly reduced, and investors can trade at lower costs.

1.2.1 Quantitative Data Security

In quantitative investment, data is crucial. Accurate and reliable data is the foundation of quantitative analysis and the basis for formulating investment strategies. The emergence of blockchain technology provides higher data security and transparency for quantitative analysis, which is of great significance.

The tamper proof nature of blockchain technology ensures the security of data. On the blockchain, once transaction data is recorded, it cannot be tampered with. This means that the data used for quantitative analysis is authentic, reliable, and not subject to human interference. In traditional financial markets, data tampering and fraud often occur, which poses significant risks to quantitative analysis. The tamper proof nature of blockchain technology effectively solves this problem and provides a more secure data environment for quantitative analysis.

The transparency of blockchain technology enhances the credibility of data. The transaction records on the blockchain are open and transparent, and anyone can view them. This enables quantitative analysis to gain a more comprehensive understanding of the market situation, improving the accuracy and credibility of the analysis results. Meanwhile, transparency also helps to reduce information asymmetry and lower market risks. In traditional financial markets, information asymmetry is a common problem, and investors often find it difficult to obtain comprehensive and accurate market information. The transparency of blockchain technology can break down information barriers and allow investors to participate in market competition more fairly.



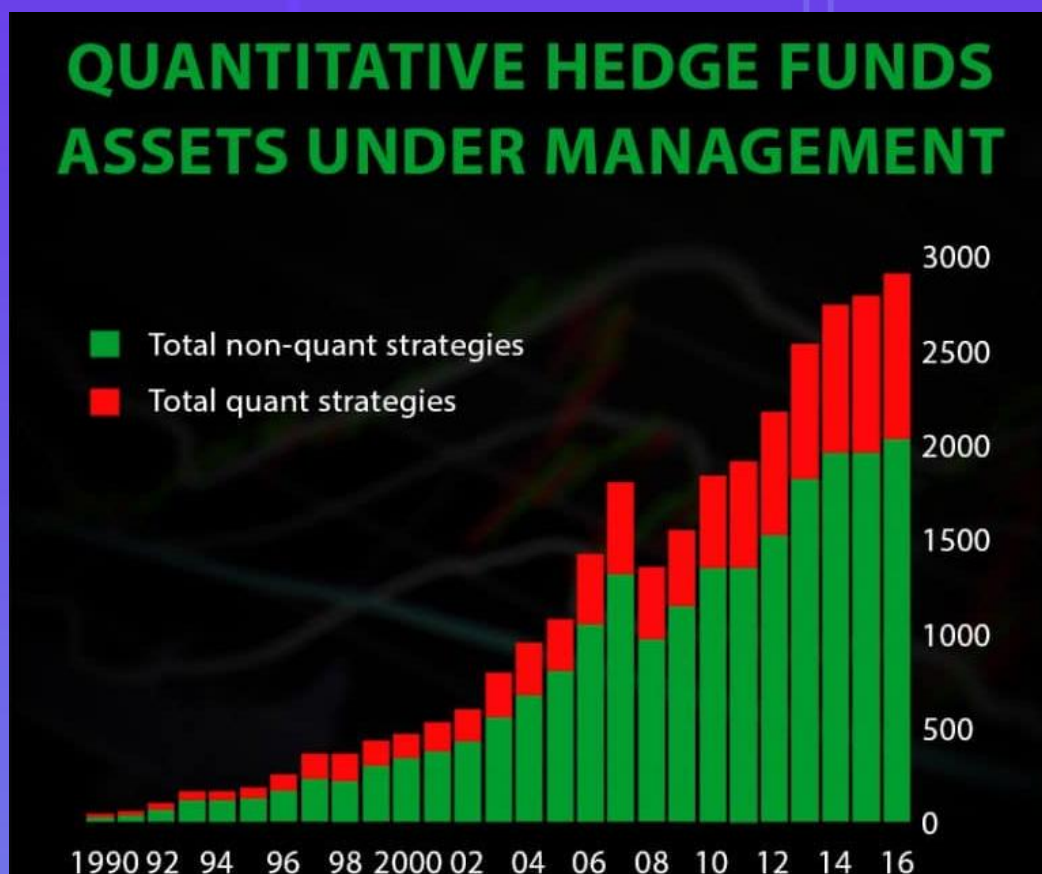
1.2.2 Development Of Quantitative Investment

Smart contracts are another important application of blockchain technology, with enormous potential in quantitative transactions.

A smart contract is an automatically executed contract whose terms and conditions are encoded on the blockchain. When the conditions specified in the contract are met, the smart contract will automatically perform the corresponding operation without human intervention. In quantitative trading, smart contracts can be used to achieve automated transaction execution, risk management, and fund management functions.

Smart contracts can achieve automated transaction execution. Quantitative investment strategies typically require fast and accurate execution of trading instructions to obtain the best investment opportunities. Smart contracts can automatically execute trading instructions based on preset trading strategies and conditions, improving trading efficiency and accuracy. Meanwhile, smart contracts can also avoid human interference and reduce errors and mistakes in transactions.

Smart contracts can be used for risk management. Risk management is a crucial aspect in quantitative trading. Smart contracts can automatically implement risk control measures such as stop loss and take profit based on preset risk indicators and conditions. This can effectively reduce trading risks and protect the safety of investors' funds.





1.3

The Integration Of Artificial Intelligence And Quantification

1.3.1 Application Of Machine Learning In Quantitative Strategies

With the continuous advancement of technology, the application of artificial intelligence technology, especially machine learning and deep learning, in the field of quantitative investment is becoming increasingly widespread. Quantitative investment has always relied on data and models to make decisions, and the introduction of artificial intelligence technology has brought new opportunities and challenges to quantitative strategies.

1.3.2 Feature Extraction And Data Processing

In quantitative investment, the quality of data and feature extraction are crucial. Machine learning technology can automatically extract valuable features from large amounts of financial data, helping investors better understand market trends and asset characteristics. For example, by using dimensionality reduction techniques such as principal component analysis (PCA), high-dimensional financial data can be compressed into a low dimensional space to extract the main feature variables, thereby reducing the complexity and computational cost of the model.

Deep learning techniques, such as Convolutional Neural Networks (CNN) and Recurrent Neural Networks (RNN), have unique advantages in processing time series data. CNN can effectively capture local patterns and spatial features in financial data, while RNN can handle data with time series characteristics, such as historical trends in stock prices. By conducting deep learning on these data, more complex and profound market patterns can be excavated, providing more accurate predictions for quantitative strategies.

1.3.3 Model Construction And Optimization

Machine learning and deep learning techniques can be used to build more complex and accurate quantitative models. Traditional quantitative models are usually based on methods such as linear regression and time series analysis, which often have limitations when dealing with complex financial market data. Artificial intelligence technology can construct nonlinear models that better adapt to the complexity and uncertainty of financial markets.

For example, support vector machine (SVM) can construct the optimal classification hyperplane in high-dimensional space for predicting the rise and fall of stock prices. Ensemble learning methods such as random forest and gradient boosting decision tree (GBDT) can construct powerful prediction models by combining multiple weak learners. Deep neural networks (DNNs) in deep learning can automatically learn features and patterns in data, achieving end-to-end prediction.

In addition, artificial intelligence technology can also be used for model optimization and adjustment. By using optimization algorithms such as genetic algorithm and particle swarm optimization, the optimal model parameters can be automatically searched, improving the performance and stability of the model. At the same time, artificial intelligence technology can also achieve adaptive adjustment of models, update model parameters in real time according to market changes, and improve the adaptability and robustness of quantitative strategies.



1.4

Artificial Intelligence Enhances The Efficiency And Accuracy Of Quantitative Investment

1.4.1 Improve Data Analysis Capabilities

Artificial intelligence technology can process a large amount of financial data, including historical price data, financial statement data, news and public opinion data, etc. By conducting deep learning and analysis on these data, richer and more accurate market information can be mined, providing stronger support for quantitative investment.

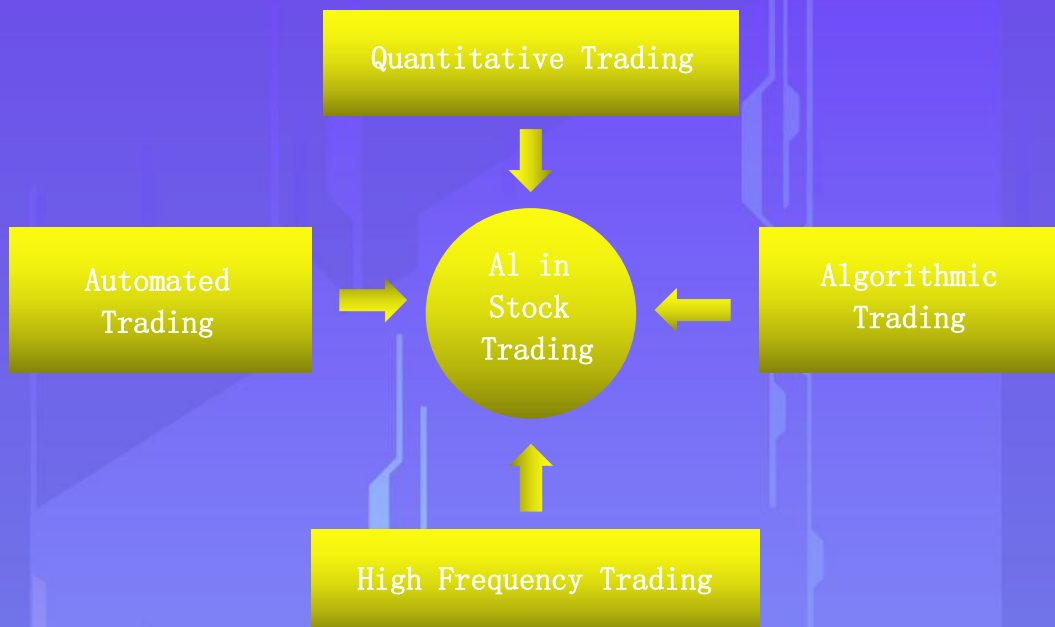
For example, natural language processing (NLP) technology can analyze textual data such as news and social media to extract market sentiment, event impact, and other information. These pieces of information can be combined with traditional financial data to construct more comprehensive quantitative models and improve the accuracy of investment decisions.

1.4.2 Implementing Automated Trading

Artificial intelligence technology can automate quantitative trading, improve trading efficiency and execution speed. By using machine learning and deep learning algorithms, market trends and trading signals can be automatically identified, enabling automated ordering and trading execution. Meanwhile, artificial intelligence technology can also monitor and control risks in real-time during the trading process, ensuring the safety and stability of transactions.

1.4.3 Enhance Risk Control Capability

Quantitative investment faces various risks, such as market risk, credit risk, operational risk, etc. Artificial intelligence technology can analyze large amounts of historical data, establish risk models, predict and evaluate the probability and impact of various risks. Meanwhile, artificial intelligence technology can also achieve real-time risk monitoring and early warning, adjust investment portfolios in a timely manner, and reduce risk losses.





1.5 Quantitative Development Trend

In today's financial market, quantitative investment is gradually becoming an important investment method. Quantitative investment relies on mathematical models and computer technology to analyze and process large amounts of data in order to find investment opportunities in the market. The continuous advancement of technology, especially the improvement of big data processing capabilities, the application of cloud computing, and the development of cutting-edge technologies such as quantum computing, are bringing unprecedented innovation opportunities for quantitative investment.

Firstly, technological integration will deepen, and the combination of artificial intelligence, machine learning, and quantitative strategies will become increasingly close. Through deep learning and pattern recognition of large amounts of data, quantitative models will become more intelligent and accurate, and can better adapt to complex and changing market environments. The widespread application of cloud computing technology will provide powerful computing power support for quantitative analysis, making complex model operations more efficient.

Secondly, multi asset classes and cross market quantification will become mainstream, and quantification will no longer be limited to a single asset class, but will cover multiple fields such as stocks, bonds, futures, and foreign exchange. Cross market quantification can fully utilize the correlations and price differences between different markets, seek more investment opportunities, achieve diversified asset allocation, and reduce risks.

Thirdly, the role of risk management in quantification will become more prominent, and as financial market volatility intensifies, quantitative strategies will place greater emphasis on risk assessment and control. Quantitative models will more accurately measure various risk factors, such as market risk, credit risk, liquidity risk, etc., and achieve a balance between risk and return by optimizing investment portfolios.

Fourthly, the popularity of quantification will continue to increase. More and more institutional and individual investors will recognize the advantages of quantitative investment and actively adopt quantitative strategies for investment decisions. Moreover, the development of financial education will also promote the dissemination of quantitative knowledge, enabling more people to understand and master quantitative investment methods.

In summary, quantification will continue to play an important role in the future, constantly innovating and developing, bringing higher efficiency, more accurate decision-making, and more robust investment returns to the financial market.





1.6 The Value And Significance Of Quantitative Investment

In today's complex and ever-changing financial market, investment methods are constantly emerging. Quantitative investment, as an emerging investment method, is gradually attracting more and more attention and favor from investors. Quantitative investment, with its unique data-driven strategy and scientific analysis methods, provides investors with a new way to create stable returns.

1.6.1 The Significance Of Quantitative Investment In Creating Stable Returns For Investors

• Satisfy The Income Needs Of Investors

In the financial market, the ultimate goal of investors is to obtain stable returns. Quantitative investment provides investors with a way to achieve stable returns through scientific analysis methods and data-driven strategies. Compared with traditional investment methods, quantitative investment can more accurately grasp opportunities in the market, reduce investment risks, and create stable returns for investors.

• Promote The Stable Development Of Financial Markets

The development of quantitative investment can promote the stable development of financial markets. On the one hand, quantitative investment can improve market efficiency, reduce transaction costs, and promote market liquidity. On the other hand, quantitative investment can reduce systemic risks in the market and promote stable development of the financial market through diversification and risk control measures.

1.6.2 Reduce Investment Risk Through Data-Driven Strategies

• Data Collection And Analysis

The first step in quantitative investment is data collection and analysis. Investors need to collect a large amount of historical data, including stock prices, trading volumes, financial statements, and other information. By analyzing these data, investors can uncover patterns and trends in the market, providing a basis for formulating investment strategies.

In The Process Of Data Collection And Analysis, Investors Need To Pay Attention To The Following Points:

- Quality of data: Investors need to ensure that the collected data is accurate, complete, and reliable.
- Timeliness of data: Investors need to update data in a timely manner to ensure its timeliness.
- Data analysis methods: Investors need to choose appropriate data analysis methods, such as statistical analysis, machine learning, etc., to uncover patterns and trends in the market.



• Model Construction And Optimization

Based on data collection and analysis, investors need to construct quantitative investment models. Quantitative investment model is a mathematical and statistical based model used to predict market trends and stock prices. Investors can improve the accuracy and stability of their investment strategies by building different models, such as regression models, time series models, machine learning models, etc.

In the process of model construction and optimization, investors need to pay attention to the following points:

- The rationality of the model: Investors need to ensure that the constructed model is reasonable and can accurately reflect the laws and trends of the market.
- Parameter optimization of the model: Investors need to optimize the parameters of the model to improve its accuracy and stability.
- Model validation and evaluation: Investors need to validate and evaluate the constructed model to ensure its effectiveness and reliability.

• Promote Financial Innovation

Quantification will provide strong support for financial product innovation. By analyzing market demand and customer behavior, quantification can design more personalized and diversified financial products. For example, quantitative models can be used to analyze customers' risk preferences, investment goals, etc., in order to provide customized wealth management products for customers. Meanwhile, quantification can also develop innovative financial products such as financial derivatives and structured products by studying the innovative trends in financial markets.

Quantification can improve the information transparency and trading efficiency of financial markets through rapid processing and analysis of financial data. For example, quantitative investment can achieve fast trading decisions and execution through automated trading systems, reduce human interference, and improve trading accuracy and efficiency. Meanwhile, quantification can also discover opportunities and risks in the market in a timely manner through real-time monitoring and analysis of market data, providing investors with more accurate market information and thus improving the efficiency of resource allocation in the financial market.

The combination of quantification and financial technology will further promote the development of financial innovation. For example, financial technology such as artificial intelligence, big data, and blockchain can be combined with quantitative models to improve the accuracy and efficiency of quantitative analysis. Meanwhile, financial technology can also provide more convenient trading platforms and risk management tools for quantitative investment, promoting the development of quantitative investment. In addition, financial technology can provide a broader space for financial product innovation and promote the continuous deepening of financial innovation.



2 Platform Introduction

1.1 Platform Overview

Nova Quant Quantitative ThinkTank Center was established in 2015 and is a new type of quantitative investment technology institution focused on the integration of blockchain and artificial intelligence. Since its establishment, the Think Tank Center has been committed to providing precise and efficient investment tools and strategic solutions for global investors through the deep integration of technological innovation and market demand. In 2017, the Think Tank Center launched its core quantitative trading system – Robovis, an intelligent investment platform driven by cutting-edge technology.

The development of Robovis was personally led by Dr. Robert Brown, a renowned expert in blockchain technology and artificial intelligence. Robovis seamlessly combines blockchain technology and quantitative systems, introducing a universal token as a bridge, not only realizing the intelligence of investment strategies, but also building a community ecology that interacts harmoniously with users for a long time. As one of the core achievements of the think tank center, Robovis has gone through multiple stages of development and optimization in the past few years:

- In 2017, the system was established and the core algorithm design for the first generation version was completed;
 - In 2019, the system underwent a comprehensive upgrade, optimizing the investment strategy library and data processing capabilities;
 - In 2021, Robovis' core functions have been improved, with the ability to handle global multi market and multi asset investments;
 - In 2023, after multiple rounds of internal testing and stress testing, the system's functionality tends to be stable and performs excellently;
 - In 2025, Robovis will undergo market testing and is planned to be officially launched for sale in September.
- At present, the market valuation of the Quantitative Think Tank Center has reached \$500 million, demonstrating its leading position and enormous potential in the industry. According to the development plan of the think tank center, its goal is to increase the market valuation to \$3 billion in the next few years. At that time, the think tank center will seek to be acquired by tech giants at a valuation of \$5 billion, thereby creating extraordinary returns for shareholders.

The think tank center not only focuses on technology research and development, but also attaches great importance to the development of investment and education. Through investment education courses and user training, the think tank center imparts quantitative investment concepts and technological applications to investors, helping them better utilize Robovis to achieve asset appreciation. This measure not only deepens users' trust in the think tank center, but also further consolidates Robovis' core competitiveness in the market.



In terms of building a user community, the Quantitative Think Tank Center actively creates an open, transparent, and efficient interactive platform. Through the design of a universal token, users can participate in decision-making, share profits, and drive system optimization in the community. This two-way interaction mode not only enhances user stickiness, but also lays a solid foundation for the long-term development of the think tank center.

In the future, the Quantitative Think Tank Center will continue to adhere to the concept of combining technology driven and market-oriented approaches, constantly innovate, and help investors achieve long-term stable returns in complex financial environments. With Robovis about to go public, the think tank center is confident in achieving even greater breakthroughs and setting new benchmarks in the field of quantitative investment.





2.2 Nova Quant's Mission And Vision

In today's rapidly developing fintech field, the Nova Quant Quantitative Think Tank Center is gradually becoming a leader in the industry with its unique innovative ideas and outstanding technological capabilities. The mission and vision of a company are not only the direction of its development, but also the driving force behind its continuous progress.

2.2.1 Core Mission

• Technological Innovation Leads Quantitative Investment

One of Nova Quant's core missions is to lead the development of quantitative investment through continuous technological innovation. In the financial market, traditional investment methods are often influenced by human factors, and the decision-making process lacks scientific and systematic thinking. Quantitative investment, on the other hand, utilizes advanced mathematical models, statistical analysis, and computer technology to quickly process and analyze large amounts of financial data, thereby formulating more scientific and accurate investment strategies.

Nova Quant focuses on the integration of blockchain and artificial intelligence, applying these two cutting-edge technologies to quantitative investment. The decentralized and tamper proof features of blockchain technology provide higher security and transparency for investment transactions; Artificial intelligence, with its powerful data analysis and learning capabilities, can uncover potential patterns and trends in the market, providing strong support for investment decisions. Through continuous exploration and innovation, Nova Quant is committed to providing investors with more efficient and accurate quantitative investment tools and strategies, promoting technological progress in the quantitative investment industry.

• Meeting The Needs Of Global Investors

Global investors face various challenges in financial markets, such as market volatility, information asymmetry, and high investment risks. Nova Quant's mission is to provide precise and efficient investment tools and strategic solutions for global investors, meeting their diverse investment needs.

The professional team of the platform is composed of financial experts, data scientists, engineers, etc. They have rich financial knowledge and practical experience, and can deeply understand the needs and pain points of investors. Through in-depth research and analysis of the market, Nova Quant has developed a series of personalized investment products and services, such as the core quantitative trading system Robovis. This intelligent investment platform driven by cutting-edge technology can provide investors with functions such as big data analysis, machine learning, blockchain technology application, and intelligent risk control, helping them achieve asset preservation and appreciation in complex market environments.



• Promote The Development Of Financial Technology

As a new type of quantitative investment technology institution, Nova Quant shoulders the mission of promoting the development of financial technology. The development of financial technology can not only improve the efficiency and transparency of financial markets, but also provide investors with more convenient and efficient financial services.

Nova Quant actively participates in innovation and collaboration in the field of financial technology, exploring new technology applications and business models with global financial institutions, technology companies, and academic institutions. The company shares its technological achievements and experiences through industry seminars, research reports, and other means, contributing to the development of financial technology. At the same time, Nova Quant also focuses on talent cultivation and introduction, cultivating more professional talents for the fintech field and promoting the sustainable development of the industry.

2.2.2 Long Term Development Vision

• Becoming a Leading Global Quantitative Investment Technology Institution

Nova Quant's long-term development vision is to become a leading global quantitative investment technology institution. To achieve this vision, the company will continuously improve its technological strength and service level, expand market share, and enhance brand awareness.

In terms of technology, Nova Quant will continue to increase research and development investment, constantly exploring and innovating the application of blockchain and artificial intelligence in quantitative investment. The company will strengthen cooperation with top domestic and foreign research institutions, jointly carry out cutting-edge technology research, and promote the continuous progress of quantitative investment technology. Nova Quant will continuously optimize and upgrade its quantitative trading system, improve the performance and stability of the system, and provide investors with better quality services.

In terms of the market, Nova Quant will actively expand its global market and collaborate with more international financial institutions and investors. The company will strengthen marketing and brand building, enhance brand awareness and reputation, and establish a good corporate image. By continuously expanding its market share, Nova Quant is expected to become a leading global quantitative investment technology institution, providing more professional and efficient financial services to investors worldwide.

• Building An Intelligent Financial Ecosystem

Nova Quant's long-term development vision also includes building an intelligent financial ecosystem. This ecosystem will cover multiple fields such as quantitative investment, risk management, and fintech, providing investors with comprehensive financial services.

In terms of quantitative investment, Nova Quant will continue to launch more advanced quantitative investment tools and strategies to meet the different investment needs of investors. The company will strengthen cooperation with other financial institutions to jointly carry out quantitative investment business and enhance market competitiveness.

In terms of risk management, Nova Quant will establish a more comprehensive risk management system and risk assessment model to provide investors with more scientific and accurate risk assessment and management services. The company will strengthen cooperation with financial institutions such as insurance companies and guarantee companies to jointly carry out risk management business and reduce investment risks.



2.3 Team Introduction

Nova Quant Quantitative Think Tank Center, as a new type of quantitative investment technology institution focusing on the integration of blockchain and artificial intelligence, has a core team composed of quantitative analysts, technical experts, blockchain experts, etc. With excellent professional competence and rich experience, they have laid a solid foundation for the company's development.



Dr. Robert Brown (Founder And CEO)

Having a PhD in computer science, specializing in the fields of artificial intelligence and machine learning. I have served as a technical director in several well-known fintech companies and accumulated rich industry experience. Professional skills: Proficient in algorithm design, data analysis, and blockchain technology, responsible for overall strategic planning and technical direction.



Dawson Aron (Quantitative Analyst)

Dr. from the University of Montreal in Canada, a quantitative trading expert on Wall Street, and currently the Chief Quantitative Analyst at Nova Quant Quantitative Think Tank Center. He plays a crucial role in the Nova Quant team, responsible for applying mathematical, statistical, and financial theories to develop and optimize quantitative investment strategies.



Grottaglie (Chief Technical Expert)

I have over 10 years of research and development experience in blockchain technology and distributed systems. I have participated in multiple successful blockchain projects and have a deep technical accumulation. Professional skills: Proficient in smart contract development, system architecture design, and security analysis, responsible for the technical architecture and system security of the Robovis platform.



Pietro Mauro (Chief Operating Officer)

Having a Master's degree in Finance, with extensive experience in investment management and operational management. Formerly served as a senior executive in a large investment institution, responsible for operational strategy and market expansion. Professional skills: Proficient in project management, market analysis, and team building, responsible for the daily operation and marketing of Nova Quant.



Lssac Leo (Chief Marketing Officer)

Having a degree in Marketing and Communication, with over 8 years of marketing experience in the fintech field. I have developed marketing strategies for multiple start-up companies. Professional skills: Proficient in digital marketing, brand building, and user acquisition strategies, responsible for brand promotion and user growth of Nova Quant.



Thompson (Strategic Advisor)

A renowned scholar in the fields of financial technology and blockchain, who has published multiple research papers in related areas. Currently a professor in the finance department of a well-known university. Contribution: Provided industry trend analysis and strategic advice to Nova Quant, helping the team develop long-term development plans.



Geraldine (Marketing Consultant)

I have rich experience in financial marketing and have developed market entry strategies for several well-known financial institutions. Contribution: Provided marketing strategy guidance to Nova Quant, helping the team better target users and develop effective promotion plans.



Mr. Stephen (Legal Advisor)

Having a doctoral degree in law, specializing in financial regulations and blockchain compliance. I have provided legal consulting services to multiple blockchain companies. Contribution: Ensure Nova Quant complies with relevant laws and regulations, provide compliance advice for the project, and reduce legal risks.



2.4 Platform Advantages

In the era of rapid development of financial technology, Nova Quant Quantitative Think Tank Center, with its unique positioning of focusing on the integration of blockchain and artificial intelligence, has demonstrated many significant advantages in the field of new quantitative investment technology.

2.4.1 Advantages Of Technology Integration

• The Strong Alliance Between Blockchain And Artificial Intelligence

Nova Quant's deep integration of blockchain and artificial intelligence, two cutting-edge technologies, has brought new opportunities for quantitative investment. The decentralization, immutability, and transparency of blockchain technology provide high security and trust guarantees for investment transactions. Every transaction is recorded on a distributed ledger to ensure the authenticity and integrity of the data, effectively preventing fraud and manipulation.

Artificial intelligence technology, with its powerful data analysis and pattern recognition capabilities, can quickly process and deeply mine massive amounts of financial market data. Through machine learning algorithms, artificial intelligence can automatically learn market patterns and trends, providing accurate predictions and recommendations for investment decisions. This integration enables Nova Quant to more accurately grasp market dynamics, reduce risks, and improve investment returns in quantitative investment.

• The Sustained Driving Force Of Technological Innovation

Nova Quant Quantitative Think Tank Center always regards technological innovation as its core competitiveness, continuously investing resources in research and development and exploration. The company's technical team continues to pay attention to the latest developments in the industry and actively introduces new technological concepts and methods. For example, combining deep learning algorithms with blockchain based smart contract technology to develop more intelligent investment strategies and risk control mechanisms.

This continuous technological innovation not only enables Nova Quant to maintain a leading position in the fiercely competitive quantitative investment market, but also provides investors with more advanced and efficient investment tools and solutions.



● 2.4.2 Advantages Of Professional Team

• Diversified Professional Talent Pool

Nova Quant has a diverse professional team consisting of quantitative analysts, technical experts, blockchain specialists, financial experts, and more. Quantitative analysts possess profound knowledge of financial mathematics and statistics, and are able to design and optimize quantitative investment strategies; Technical experts are proficient in software development and algorithm design to ensure the efficient and stable operation of quantitative trading systems; Blockchain experts have in-depth research and practical experience in blockchain technology, and can effectively apply it to the investment field; Financial experts are familiar with the operating rules and regulatory policies of the financial market, providing professional guidance for the company's business development.

This diversified talent pool enables Nova Quant to fully leverage the strengths of various professional fields, collaborate and provide customers with comprehensive and high-quality services when facing complex financial markets and technological challenges.

• Rich Industry Experience And Professional Competence

Most team members have extensive experience in the financial and technology industries, and have accumulated a wealth of practical experience and successful cases in their previous work. These experiences not only enable them to quickly and accurately grasp market trends and customer needs, but also enable them to make wise decisions when facing various risks and challenges.

In addition, Nova Quant's team members focus on improving their professional competence, constantly learning and mastering new knowledge and skills. They actively participate in industry training and academic exchange activities, share experiences with peers at home and abroad, broaden their horizons, and maintain a leading position in the industry.

● 2.4.3 Product And Service Advantages

• Advanced Quantitative Trading System

Nova Quant's core quantitative trading system, Robovis, is an intelligent investment platform driven by cutting-edge technology. This system integrates big data analysis, machine learning, blockchain technology application, and intelligent risk control, with a high level of automation and intelligence.

Robovis is capable of real-time analysis and processing of massive financial market data, quickly capturing market opportunities. Through machine learning algorithms, the system continuously optimizes investment strategies to adapt to different market environments. Meanwhile, the application of blockchain technology ensures the security and transparency of transactions, while intelligent risk control functions effectively reduce investment risks.



• Personalized Investment Strategy Solutions

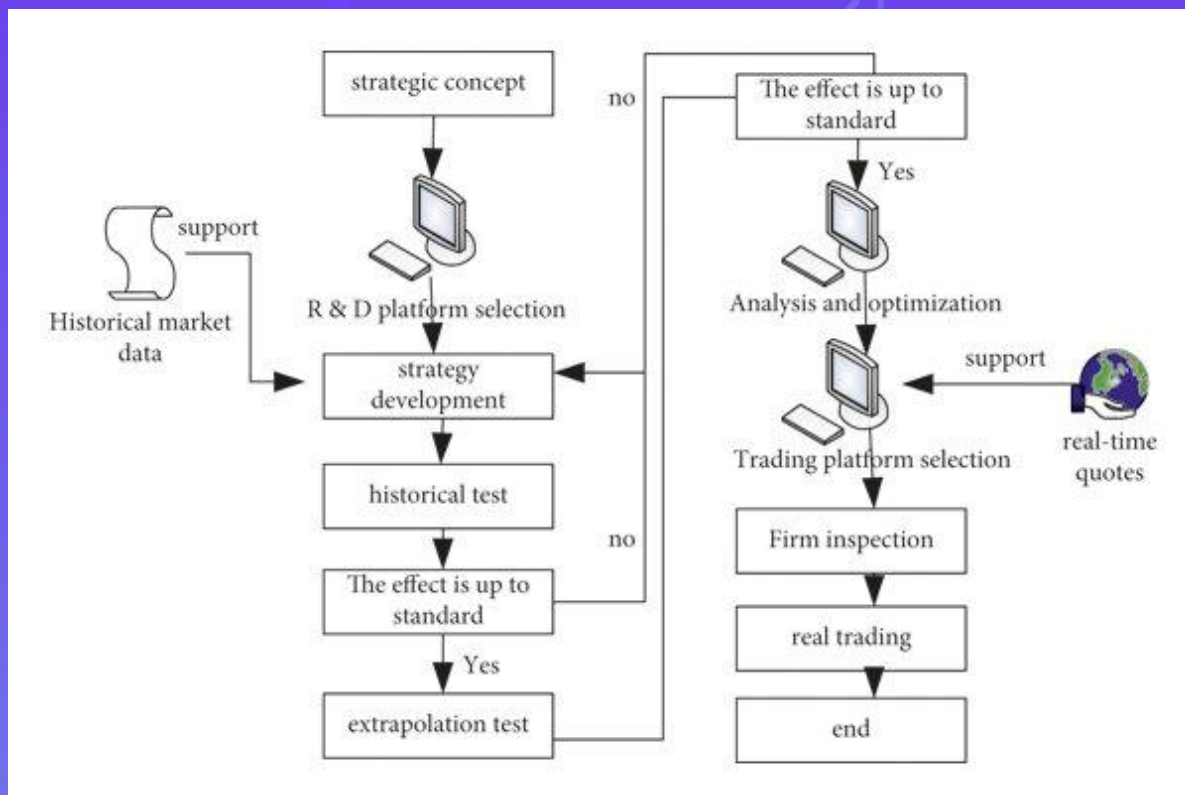
Nova Quant is well aware that different investors have different investment goals, risk preferences, and funding scales. Therefore, the company provides personalized investment strategy solutions for customers. By gaining a deep understanding of clients' needs and situations, Nova Quant's professional team customizes quantitative investment strategies tailored to their characteristics, helping clients achieve asset preservation and appreciation.

This personalized service model not only improves customer satisfaction, but also enhances their trust and loyalty to the company.

• High Quality Customer Service Experience

Nova Quant always puts customers at the center and is committed to providing them with a high-quality service experience. The company has established a comprehensive customer service system, equipped with a professional customer service team to promptly respond to customer inquiries and needs.

Whether in the process of formulating investment strategies or using trading systems, clients can receive professional and thoughtful service support. Nova Quant also regularly provides market analysis reports and investment advice to clients, helping them better understand market trends and make informed investment decisions.





2.5 Competitive Analysis

There are multiple competitors in the fields of quantitative investment and blockchain. The following are the main competitors and their characteristics:

• Quant Connect

Features: Provides an open platform for developers to create algorithmic trading strategies, supporting multiple asset classes.

Advantages: Strong community support and abundant learning resources.

Disadvantage: The interface is complex and not user-friendly enough for novice users.

• 3Commas

Features: Focused on cryptocurrency trading, providing automated trading robots and strategy management tools.

Advantages: Simple and easy to use, suitable for ordinary users.

Disadvantage: Relatively limited functionality and lack of in-depth quantitative analysis ability.

• Alpaca

Features: Provides a zero commission stock trading API, suitable for developers to build their own trading applications.

Advantages: High flexibility, suitable for technical users.

Disadvantage: Lack of specialized tools and support for quantitative strategies.

• Nova Quant:

Features: Combining blockchain technology and artificial intelligence to provide users with a comprehensive quantitative investment solution. Compared to other platforms, it not only provides trading tools, but also emphasizes community interaction and educational support.

Intelligent decision support: Through advanced machine learning algorithms, Robovis can analyze market data in real-time and automatically adjust investment strategies. This intelligent feature enables users to maintain competitiveness in a rapidly changing market.

Decentralization and Transparency: Adopting blockchain technology ensures that all transaction records are transparent and tamper proof, increasing user trust. Meanwhile, through the universal token incentive mechanism, user engagement has been enhanced.

Abundant education and training resources: Nova Quant values user education and helps users master quantitative investment knowledge through systematic courses, thereby enhancing their overall abilities. This measure not only enhances user loyalty, but also provides strong support for the platform to attract new users.



3

Introduction To Robovis Quantitative System

3.1 Technical Architecture

In the field of financial technology, quantitative investment is gradually becoming an important choice for investors due to its scientific, systematic, and efficient nature. The Robovis quantification system of Nova Quant Quantitative Think Tank Center provides investors with accurate and efficient investment tools and strategic solutions with its advanced technological architecture. The following will provide a detailed introduction to the technical architecture of the quantification system, including the Robovis quantification system, data acquisition and processing module, model construction and optimization module, and transaction execution and monitoring module.

3.1.1 Data Collection And Processing Module

• Wide Range Of Data Sources

Data is the foundation of quantitative investment, and the data acquisition module of Robovis quantitative system is dedicated to obtaining rich and accurate financial market data from multiple channels. These data sources include but are not limited to stock exchanges, financial news media, macroeconomic databases, etc. By connecting with multiple data sources, the system can obtain real-time prices, trading volumes, financial statements, and other information of various financial products such as stocks, bonds, futures, and foreign exchange, providing comprehensive data support for subsequent analysis and decision-making.

• Data Cleaning And Preprocessing

The collected raw data often has problems such as noise, missing values, and outliers, which require cleaning and preprocessing. The data processing module of the Robovis quantification system adopts advanced data cleaning algorithms to denoise, fill in missing values, and remove outliers, ensuring the quality and reliability of the data. At the same time, the system also standardizes and normalizes the data, making data from different sources comparable and providing a unified data format for subsequent model construction and analysis.

• Data Storage And Management

In order to improve the storage efficiency and access speed of data, the Robovis quantification system adopts distributed database and data warehouse technology to store and manage processed data. Distributed databases can achieve distributed storage and parallel processing of data, improving the storage capacity and processing speed of data; A data warehouse can integrate and summarize data, providing a more convenient way to access data for data analysis and decision-making. In addition, the system also adopts data backup and recovery technology to ensure the security and reliability of data.



3.1.2 Model Construction And Optimization Module

• Selection And Construction Of Quantitative Models

The Robovis quantification system supports the selection and construction of multiple quantification models, including mean regression models, trend tracking models, machine learning models, etc. Different quantitative models are suitable for different market environments and investment strategies, and investors can choose the appropriate quantitative model based on their own needs and risk preferences. In the process of model construction, the system adopts advanced statistical analysis and machine learning algorithms to analyze and mine historical data, extract effective market features and patterns, and construct a quantitative model with predictive ability.

• Optimization Of Model Parameters

Parameter optimization of quantitative models is a key step in improving model performance. The Robovis quantification system uses optimization algorithms such as genetic algorithm and simulated annealing algorithm to automatically optimize the parameters of the quantification model. These optimization algorithms can quickly find the optimal parameter combination in the search space, improving the prediction accuracy and stability of the model. At the same time, the system also supports manual parameter adjustment, and investors can fine tune the model parameters based on their own experience and judgment to adapt to different market conditions.

• Evaluation And validation Of Models

In order to ensure the reliability and effectiveness of the quantitative model, the Robovis quantification system rigorously evaluates and validates the constructed model. The system uses multiple evaluation indicators, such as yield, Sharpe ratio, maximum drawdown, etc., to quantitatively evaluate the performance of the model. At the same time, the system also uses methods such as historical backtesting and out of sample testing to verify the predictive ability of the model. Through rigorous evaluation and validation, the system is able to select high-performance quantitative models, providing investors with reliable investment decision-making basis.





3.1.3 Transaction Execution And Monitoring Module

• Development And Execution Of Trading Strategies

Based on the constructed quantitative model and optimized parameters, the Robovis quantification system can develop specific trading strategies. Trading strategies include buying, selling, stop loss, take profit and other operational rules. The system can automatically execute these trading strategies based on market conditions, achieving automated trading. During the transaction execution process, the system adopts high-speed trading interfaces and advanced trading algorithms to ensure fast and accurate execution of transactions, reducing transaction costs and risks.

• Monitoring And Management Of Trading Risks

Trading risk is an issue that cannot be ignored in quantitative investment. The Robovis quantitative system effectively monitors and manages trading risk by monitoring market dynamics and investment portfolio risk in real-time. The system uses risk measurement indicators such as Value at Risk (VaR) and Conditional Value at Risk (CVaR) to quantitatively evaluate the risk of investment portfolios. At the same time, the system also adopts risk control measures such as stop loss, take profit, and risk hedging to effectively control and manage trading risks, ensuring the safety of investors' assets.

• Analysis And Feedback Of Transaction Results

After the transaction execution is completed, the Robovis quantification system analyzes and provides feedback on the transaction results. The system adopts data analysis and visualization techniques to conduct in-depth analysis of transaction results, extract valuable information and lessons learned.

3.2 Robovis Quantification System

In order to ensure the reliability and effectiveness of the quantitative model, the Robovis quantification system rigorously evaluates and validates the constructed model. The system uses multiple evaluation indicators, such as yield, Sharpe ratio, maximum drawdown, etc., to quantitatively evaluate the performance of the model. At the same time, the system also uses methods such as historical backtesting and out of sample testing to verify the predictive ability of the model. Through rigorous evaluation and validation, the system is able to select high-performance quantitative models, providing investors with reliable investment decision-making basis.



● 3.2.1 Technical Architecture Of Robovis Quantification System

• Data Collection And Processing Module

The Robovis quantification system first collects various data from global financial markets through a wide range of data collection channels, including stock prices, trading volumes, financial statement data, macroeconomic data, etc.

The collected data undergoes strict cleaning and preprocessing to remove noise and outliers, ensuring the accuracy and reliability of the data. Then, through the data storage and management system, the processed data is stored for subsequent analysis and use.

• Quantitative Strategy Development Module

Based on data, the Robovis quantification system utilizes advanced quantification strategy development tools and algorithms to develop various quantification strategies suitable for different market environments and investment objectives.

These strategies include trend tracking strategy, mean regression strategy, statistical arbitrage strategy, etc. During the strategy development process, the system rigorously backtesting and optimizing various strategies to ensure their effectiveness and stability.

• Risk Assessment And management Module

To ensure the safety and stability of investments, the Robovis quantification system is also equipped with a powerful risk assessment and management module.

This module quantitatively analyzes the risks of investment portfolios, evaluates the impact of various risk factors on investment portfolios, and provides corresponding risk control measures. For example, by setting stop loss points and diversifying investments, investment risks can be reduced.

• Transaction Execution Module

Once the quantitative strategy is determined and subjected to risk assessment, the trading execution module of the Robovis quantitative system will be responsible for executing trading instructions.

This module is integrated with the trading systems of major financial exchanges, enabling fast and accurate execution of trading instructions, ensuring timely and efficient trading. At the same time, the transaction execution module will also monitor the trading process in real-time, adjust trading strategies in a timely manner, and respond to market changes.



● 3.2.2 Advantages Of Robovis Quantification System

• Efficiency

The Robovis quantification system utilizes advanced technology and algorithms to quickly process large amounts of data and generate investment decisions in a short amount of time. Compared to traditional investment methods, it greatly improves the efficiency of investment decisions.

• Accuracy

The system ensures the accuracy and stability of quantitative strategies through rigorous quantitative analysis and backtesting. At the same time, the system will also monitor market changes in real-time, adjust strategies in a timely manner to adapt to market changes, and improve the accuracy of investment decisions.

• Scientificity

The Robovis quantification system is based on scientific quantitative analysis methods and models, avoiding human interference and making investment decisions more scientific and objective. At the same time, the system will continuously learn and optimize to improve its performance and adaptability.

• Strong Risk Management Ability

The system is equipped with a powerful risk assessment and management module, which can quantitatively analyze the risks of investment portfolios and provide corresponding risk control measures. Effectively reducing investment risks and ensuring the safety of investors' funds.

● 3.2.2 Application Scenarios Of Robovis Quantification System

• Asset Management

For asset management institutions, the Robovis quantification system can help them develop scientific and reasonable investment strategies, improve the efficiency and returns of asset allocation. At the same time, the system can also perform real-time monitoring and risk assessment of investment portfolios to ensure the safety of assets.

• Investment Advisory Services

Investment advisors can use the Robovis quantification system to provide clients with more professional and accurate investment advice. The system can customize personalized investment plans for customers based on their risk preferences and investment goals, and monitor the performance of the investment portfolio in real time, adjusting strategies in a timely manner.

• Individual Investors

For individual investors, the Robovis quantification system can help them better understand the market and investment strategies, and improve their level of investment decision-making. At the same time, the system can also provide some simple and easy-to-use investment tools and strategies, allowing individual investors to enjoy the advantages of quantitative investment.



3.3 Artificial Intelligence And Blockchain Technology

3.3.1 Utilizing Artificial Intelligence To optimize The Analysis Of Blockchain Data

• Efficient Data Processing Capability

Blockchain technology, with its decentralized and tamper proof features, provides a high degree of security and transparency for financial transactions. However, the amount of data on blockchain is huge and complex, and traditional data analysis methods are difficult to cope with. The introduction of artificial intelligence has brought efficient solutions for the analysis of blockchain data.

Through machine learning algorithms, artificial intelligence can automatically extract features and patterns from large amounts of blockchain data, quickly identifying valuable information. For example, in quantitative investment, artificial intelligence can analyze data such as transaction records and smart contract execution on the blockchain to predict market trends and price movements. This efficient data processing capability enables investors to make timely decisions and improve investment efficiency.

• Accurate Prediction And Decision Support

Artificial intelligence can not only process large amounts of data, but also make accurate predictions through technologies such as deep learning. In the integration with blockchain, artificial intelligence can use real and reliable data on the blockchain for training, improving the accuracy of predictions.

For example, artificial intelligence can analyze the transaction history and price fluctuations of different assets on the blockchain, establish predictive models, and provide investors with more accurate investment advice. Meanwhile, artificial intelligence can also adjust predictive models in real-time based on market changes, providing dynamic decision support for investors. This precise prediction and decision support helps investors reduce risks and increase investment returns.

• Optimization Of Smart Contracts

Smart contracts are one of the important applications of blockchain technology, which can automatically execute contract terms, improve transaction efficiency and security. Artificial intelligence can optimize smart contracts to make them more intelligent and flexible.

For example, artificial intelligence can analyze the execution status of smart contracts, identify potential problems and risks, and provide improvement suggestions. At the same time, artificial intelligence can automatically adjust the terms of smart contracts based on market changes and investor demand, improving the adaptability and flexibility of contracts. The optimization of this smart contract can provide a more reliable trading environment for quantitative investment and reduce trading risks.



● 3.3.2 The Security Protection Role Of Blockchain Technology In Quantitative Systems

• Authenticity And Reliability Of Data

In quantitative investment, the authenticity and reliability of data are crucial. The decentralized and tamper proof features of blockchain technology can ensure the authenticity and reliability of data in quantitative systems.

Every transaction on the blockchain is recorded on multiple nodes and encrypted and verified to ensure data integrity and security. The authenticity and reliability of this data provide a solid foundation for quantitative analysis, allowing investors to trust the results of the quantitative system more and make more informed investment decisions.

• Security And Transparency Of Transactions

Quantitative investment typically involves a large number of transactions, and the security and transparency of transactions are key concerns for investors. Blockchain technology can provide high security and transparency for transactions in quantitative systems.

Through the encryption technology and distributed ledger of blockchain, transaction information is securely stored and transmitted, preventing tampering and theft. At the same time, transaction records on the blockchain are publicly transparent, allowing investors to view transaction details at any time, ensuring the fairness and legality of transactions. The security and transparency of such transactions can enhance investors' confidence and promote the development of quantitative investment.

• Prevent Data Tampering And Fraud

In the financial field, data tampering and fraud are serious issues. The tamper proof feature of blockchain technology can effectively prevent data tampering and fraudulent behavior, providing security guarantees for quantitative systems.

Once data is recorded on the blockchain, it cannot be tampered with or deleted. This feature can prevent malicious attackers from tampering with the data in the quantitative system, ensuring the accuracy and reliability of the analysis results. At the same time, transaction records on the blockchain can be traced, making fraudulent behavior easier to detect and track, and improving the security of financial transactions.

The integration of artificial intelligence and blockchain has brought unique features and advantages to the Robovis quantification system. Utilizing artificial intelligence to optimize the analysis of blockchain data can improve data processing efficiency, accurately predict market trends, and optimize smart contracts; The security guarantee role of blockchain technology in quantitative systems can ensure the authenticity and reliability of data, the security and transparency of transactions, and prevent data tampering and fraud. This integration will bring broader development prospects for quantitative investment and provide investors with better investment services.



3.4 Performance And Advantages

3.4.1 High Accuracy And Stability

• Data Driven Precise Analysis

The high accuracy of Robovis quantification system first stems from its deep mining and precise analysis of massive data. The system collects various data from global financial markets through extensive data collection channels, including stock prices, bond yields, futures contracts, foreign exchange rates, etc. These data undergo strict cleaning and preprocessing to remove noise and outliers, ensuring the quality and reliability of the data.

In the process of data analysis, the system utilizes advanced statistical analysis and machine learning algorithms to conduct in-depth research on historical data and extract effective market characteristics and patterns. For example, through methods such as time series analysis and regression analysis, the system can predict the trend of asset prices; Through methods such as cluster analysis and factor analysis, the system can identify the correlation and risk characteristics between different assets. These precise analysis results provide scientific basis for investment decisions and improve the accuracy of investments.

• Continuous Optimization And Updating Of Models

In order to maintain high accuracy, the Robovis quantification system continuously optimizes and updates its model. The system adopts optimization algorithms such as genetic algorithm and simulated annealing algorithm to automatically adjust the parameters of the quantitative model to adapt to the constantly changing market environment. At the same time, the system regularly evaluates and validates the model, and adjusts and improves it based on actual transaction results.

In addition, the R&D team of the system closely monitors the latest developments and academic research results in the financial market, constantly introduces new theories and methods, and innovates and upgrades quantitative models. For example, with the development of artificial intelligence technology, advanced machine learning algorithms such as deep learning and reinforcement learning have been introduced to improve the predictive ability and adaptability of models.

• Strict Risk Control

Stability is one of the important performance indicators of quantitative investment systems. The Robovis quantification system ensures stable operation in various market situations through strict risk control measures. The system uses risk measurement indicators such as Value at Risk (VaR) and Conditional Value at Risk (CVaR) to quantitatively evaluate the risk of investment portfolios. At the same time, the system also sets up risk control mechanisms such as stop loss and take profit. When the market experiences unfavorable changes, the system can adjust investment strategies in a timely manner to reduce losses.

In addition, the system has undergone sufficient stress testing and backtesting to simulate the performance of the system under various extreme market conditions, ensuring that the system can maintain stable operation even in extreme market environments. Through strict risk control, the Robovis quantification system provides investors with reliable investment tools and reduces investment risks.



3.4.2 Fast Response Time

• Efficient Data Processing Techniques

In the financial market, market conditions change rapidly, and investors need to obtain market information in a timely manner and make decisions. The Robovis quantification system adopts advanced data processing technology, which can quickly process large amounts of market data. The system adopts distributed computing and parallel processing technology to allocate data processing tasks to multiple computing nodes, improving the speed and efficiency of data processing.

At the same time, the system also adopts data caching and preloading techniques to load potential data into memory in advance, reducing the time delay of data access. These efficient data processing techniques enable the system to respond to market changes in a short period of time and provide timely investment advice to investors.

• Fast Transaction Execution Capability

In addition to its fast data processing speed, the Robovis quantification system also has the ability to execute transactions quickly. The system adopts high-speed trading interfaces and advanced trading algorithms, which can complete the sending and execution of trading instructions in milliseconds. At the same time, the system has established cooperative relationships with multiple exchanges and brokers to ensure that trading instructions can be quickly transmitted to the market and improve the efficiency of trading execution.

The ability to execute trades quickly not only helps investors seize market opportunities, but also reduces trading costs and risks. In situations of significant market volatility, the ability to execute trades quickly can avoid price volatility risks caused by trading delays and increase investment returns.

• Real Time Monitoring And Warning Mechanism

In order to ensure that the system can respond to market changes in a timely manner, the Robovis quantification system has also established a real-time monitoring and warning mechanism. The system monitors market trends, investment portfolio risks, etc. in real-time. When there are abnormal changes in the market or investment portfolio risks exceed preset thresholds, the system will immediately issue warning signals to remind investors to take corresponding measures.

Real time monitoring and warning mechanisms can help investors detect market risks in a timely manner, adjust investment strategies, and avoid losses. At the same time, the system can automatically adjust the investment portfolio based on warning signals, reduce risks, and improve investment stability.

3.4.3 Performance

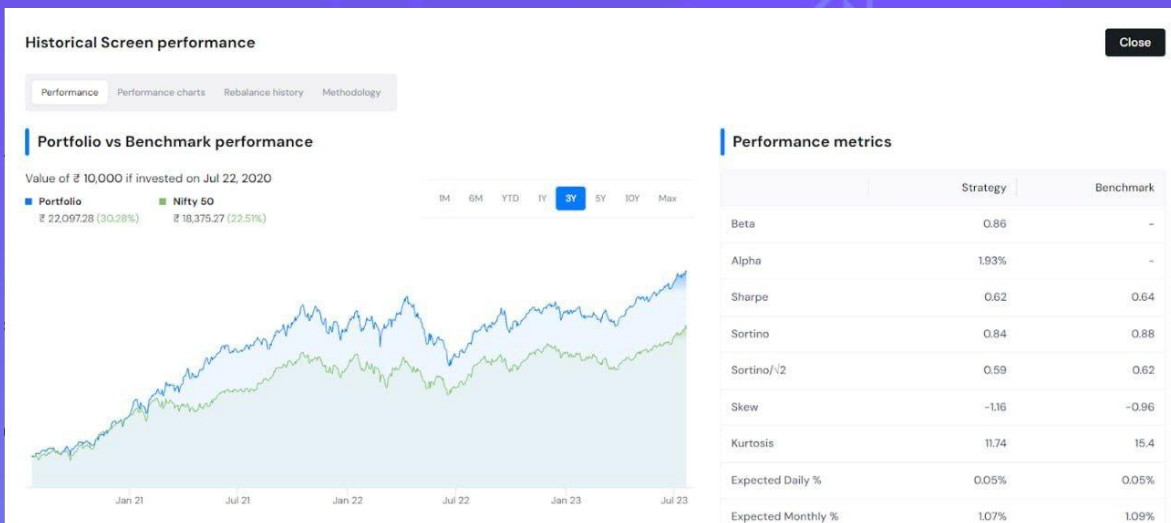
• Historical Performance Review

The Nova Quant team, with advanced algorithms and rich market experience, has demonstrated strong adaptability in different market environments. Through analyzing large amounts of data and optimizing models, they have successfully achieved robust asset appreciation for clients. Whether in the stock market, futures market, or foreign exchange market, the Robovis system can accurately grasp market trends and create value for clients.



• Performance Comparison

Compared with other quantitative institutions in the same industry, Robovis at Nova Quant Quantitative Think Tank Center has outstanding performance. Robovis' strategy has obvious advantages in terms of profit stability and risk control. Through strict risk assessment and management system, it can reduce risks while achieving high returns.





4

Robovis Quantified Products And Services

4.1 Quantitative Investment Products

The Nova Quant Quantitative Think Tank Center, with its outstanding technology and innovation capabilities, has launched a diverse range of quantitative investment products for Robovis to meet the needs of different investors.

In the stock market, Robovis provides quantitative investment products for stocks. By analyzing a large amount of historical data and using complex algorithm models, we can accurately screen out stocks with potential. These products can monitor market dynamics in real-time, automatically adjust investment portfolios according to different market conditions, and strive for stable returns for investors. Whether pursuing long-term value investing or short-term operations, investors can find strategies that suit them.

For the futures market, Robovis' quantitative investment products have also performed well. By utilizing advanced data analysis techniques and risk control models, accurately grasp the trends and fluctuations of futures prices. The product can quickly respond to market changes, make timely trading decisions, and help investors gain profits in the high-risk and high return futures market.

In the cryptocurrency market, Robovis provides quantitative tools that can easily and quickly generate returns. Through real-time detection and in-depth analysis of various currencies on different trading platforms, it provides investors with accurate trading signals and helps them achieve asset appreciation in the complex and ever-changing cryptocurrency market.

In order to meet investors with different risk preferences, Robovis also offers quantitative investment products with multiple risk levels. From conservative to aggressive, investors can choose suitable products based on their risk tolerance and investment goals. Meanwhile, Robovis' professional team will also provide personalized investment advice and services to investors, ensuring that they can fully understand and utilize quantitative investment products.



4.2 Customized Products Tailored To Specific Customer Needs


The Robovis quantification team is well aware of the unique needs and challenges of institutional clients in the financial market, and is therefore committed to customizing specialized quantification software for institutional clients to meet their complex and diverse investment requirements.

In terms of functional customization, Robovis has a deep understanding of the business models and investment strategies of institutional clients. Based on the specific needs of clients, it customizes and develops quantitative software functional modules covering the entire process of data collection and analysis, strategy backtesting, risk assessment, and transaction execution. For example, for institutions that focus on high-frequency trading, optimize transaction execution speed and order management functions, and for institutions that focus on long-term investment, strengthen data analysis and risk warning functions.

Data customization services are key. Institutional clients typically need to handle large amounts of professional financial data, and Robovis customizes data interfaces for them to ensure efficient and accurate access to various types of information such as market data and financial data. At the same time, it provides data cleaning and preprocessing functions to improve data quality and lay the foundation for accurate quantitative analysis.

Security and stability are areas of great concern for institutional clients. Robovis uses advanced encryption technology and security measures when customizing software to ensure the security of customer data and transactions. At the same time, strict testing and optimization are carried out to ensure the stability of the software under high load operation, avoiding significant losses to the organization due to software failures.

In summary, the Robovis quantification team customizes exclusive quantification software for institutional clients, providing personalized solutions, powerful features, high data security, and stable performance to help institutional clients achieve more efficient and accurate investment decisions in the financial market and enhance their core competitiveness.





4.3 Consulting And Training Services

The Robovis Quantitative Think Tank Center not only provides advanced quantitative investment products, but also offers professional consulting and training services to help clients succeed in the field of quantitative investment.

In terms of consulting services, Robovis has an experienced and highly professional team. They have a deep understanding of clients' investment goals, risk tolerance, and market conditions, and tailor quantitative investment strategies for clients. Whether for investors who are new to the field of quantification or experienced institutional clients, the consulting team can provide targeted advice. They will conduct in-depth analysis of market trends to help clients seize investment opportunities, while also warning potential risks and assisting clients in developing effective risk control measures.

Training services are another major feature of Robovis. Provide comprehensive training courses from basic basics to advanced practical training to meet the needs of customers at different levels. For novice investors, training courses cover the basic concepts, principles, and methods of quantitative investment, helping them quickly establish their understanding of quantitative investment. For experienced investors, the course focuses more on enhancing practical skills in strategy development, model optimization, and risk management. The training methods are flexible and diverse, including online courses, offline lectures, practical exercises, etc., to ensure that customers can fully grasp the core knowledge and skills of quantitative investment.

In addition, Robovis' consulting and training services also focus on interaction and feedback with customers. During the training process, customers are encouraged to actively ask questions and participate in discussions to promptly answer their questions. At the same time, we continuously optimize our consulting and training content based on customer feedback to better meet their needs.

Technical Cooperation And Solutions

In today's era of rapid digital development, the demand for advanced technology in the financial sector is increasing day by day. Robovis, with its strong technological capabilities and rich industry experience, actively engages in technology cooperation with financial institutions and provides quantitative solutions for enterprises, playing an important role in promoting financial innovation and enterprise development.



4.4 Quantitative Hedge Funds

Robovis Quantitative Hedge Fund has become an ideal choice for many investors due to its unique advantages and outstanding performance. Robovis Quantitative Hedge Fund adopts advanced quantitative investment strategies, combined with cutting-edge technologies such as big data analysis and machine learning, to gain in-depth insights into the market. By mining and analyzing massive historical data, multiple quantitative strategies such as multi factor models and trend tracking models can be constructed to accurately capture investment opportunities in the market.

The multi factor model evaluates assets from multiple dimensions, including value, growth, momentum, and other factors, to select asset portfolios with investment value. The trend tracking model can timely capture market trend changes, take advantage of the situation, and obtain profits. These quantitative strategies not only improve the accuracy and efficiency of investment decisions, but also reduce the impact of human emotions on investment decisions.

Risk control is the core of quantitative hedge funds. Robovis quantitative hedge funds implement strict risk control through various means. Firstly, adopt a diversified investment portfolio to diversify investment risks. Funds invest in assets of different asset classes, industries, and regions to avoid significant losses caused by fluctuations in a single asset or market. Use risk hedging tools such as stock index futures, options, etc. to hedge market risks. When the market experiences unfavorable changes, hedging tools can effectively reduce fund losses. In addition, the fund has established strict risk indicators and stop loss mechanisms. Once the risk indicators exceed the preset threshold, corresponding risk control measures will be taken immediately to ensure the safety of the fund.

4.5 Quantitative Options/Futures Trading

Robovis, as a leader in the fintech field, brings new opportunities and challenges to investors with its quantitative options/futures trading services. Robovis has adopted a series of advanced quantitative strategies in quantitative options/futures trading. By analyzing and mining a large amount of historical data, combined with mathematical models and statistical methods, multiple trading strategies are constructed. These strategies can accurately capture market trends, price fluctuations, and risk characteristics, providing investors with scientific and reasonable trading decision-making basis.

For example, in option trading, Robovis' quantitative strategy can calculate the theoretical value and implied volatility of different option contracts based on factors such as the price trend and volatility of the underlying asset. Investors can choose appropriate option contracts to buy or sell based on this information, in order to achieve risk hedging or gain returns. In futures trading, quantitative strategies can improve the success rate and return rate of trading by predicting market trends and conducting trend tracking or reversal trades.

One of the core advantages of quantitative trading is its efficient trading execution capability. Robovis utilizes advanced trading technology and algorithms to achieve fast and accurate transaction execution. The trading system can monitor market trends in real-time and automatically place orders based on preset trading strategies, greatly improving the efficiency and timeliness of trading. At the same time, Robovis' trading system also has powerful risk control functions. During the trading process, the system can monitor trading risks in real time, automatically adjust positions and stop loss take profit levels, ensuring the safety and stability of trading. In addition, the trading system also supports multiple trading varieties and markets, and investors can choose different options/futures contracts for trading according to their own needs, achieving diversified asset allocation.

4.6 Quantitative FOF

Quantitative FOF can effectively diversify investment risks by investing in multiple different funds. Different funds have differences in investment strategies, asset classes, risk return characteristics, etc. Through reasonable portfolio allocation, the risk exposure of a single fund can be reduced and the overall stability of the investment portfolio can be improved. Robovis has a professional investment team that utilizes advanced quantitative analysis techniques and rich investment experience to conduct in-depth research and screening of numerous funds in the market. By evaluating the historical performance, risk indicators, investment styles, and other dimensions of the fund, select funds with excellent investment potential to form a FOF investment portfolio.

The financial market is constantly changing, and quantifying FOF can dynamically adjust investment portfolios based on market changes. By monitoring the performance and market trends of funds in real-time, adjusting the weights and allocation ratios of funds in the portfolio in a timely manner to adapt to different market environments and pursue the optimal risk return balance. Risk control is the core of quantifying FOF. Robovis has established a strict risk control system, strictly adhering to risk control principles from fund selection, portfolio construction to monitoring and adjustment during the investment process. By setting risk indicators, stop loss mechanisms, and other measures, ensure that the investment portfolio operates within a controllable risk range.





4.7 Quantitative Custody

As a leader in the industry, Robovis' quantitative custody products and services provide investors with solid protection. Robovis' quantitative custody services rely on advanced technology platforms to provide investors with a stable and efficient custody environment. Its powerful server cluster and high-speed network connection ensure fast transmission and processing of transaction data, minimizing latency and providing strong support for the execution of quantitative trading strategies. At the same time, Robovis has a professional technical team that constantly optimizes and upgrades the hosting system to adapt to changing market demands. Whether it is the security, stability, or functionality of the system, it has always been at the forefront of the industry. The technical team will also provide personalized technical solutions based on the special needs of investors to ensure the smooth implementation of their quantitative trading strategies.

Robovis also regularly provides custody reports to investors, detailing information such as fund status, transaction records, and risk assessments, allowing investors to have a clear understanding of their investment situation. This transparent service model enhances investors' trust and satisfaction. Through Robovis' quantitative custody service, investors can focus more on developing and optimizing quantitative trading strategies without worrying about technical and risk issues. Professional technical support, strict risk control, and high-quality customer service create a safe and stable investment environment for investors, helping them achieve steady returns

4.8 Risk Management

In the financial field, risk management is crucial. Robovis provides customers with comprehensive and effective risk management solutions through its excellent products and services.

Firstly, Robovis has advanced risk assessment models. By analyzing a large amount of historical data and real-time market monitoring, it is possible to accurately assess the risk level of different investment products and strategies. Whether it is quantitative trading, portfolio management, or other financial services, potential risks can be accurately quantified in advance, providing scientific basis for decision-making.

Secondly, strict risk control measures are a major feature of Robovis. Set up stop loss lines, risk warning mechanisms, etc. to ensure timely action is taken when risks exceed the acceptable range. At the same time, it is highly sensitive to market fluctuations and unexpected events, and can quickly adjust strategies to reduce risk losses.

Furthermore, Robovis provides professional risk management consulting services. A team composed of experienced financial experts customizes risk management plans based on the specific needs and risk preferences of clients. Assist clients in understanding risks, identifying risk sources, and providing effective response strategies.

In terms of product design, Robovis also fully considers risk management factors. Ensure that the product has reasonable risk return characteristics, meeting customers' expected returns while controlling risks within an acceptable range. By diversifying our product portfolio, we can further diversify risks and improve overall investment stability.



5 Token Economy

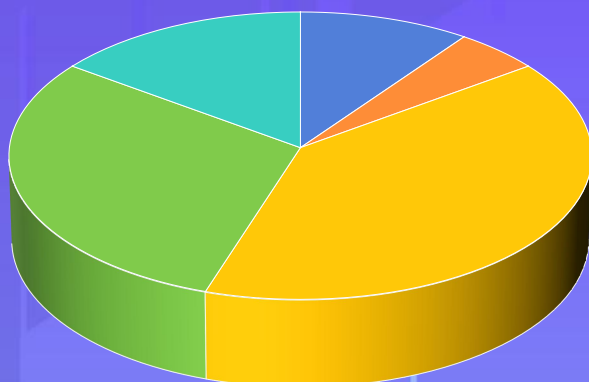
5.1 Token Introduction

With the continuous development of blockchain technology, digital currency has gradually become a new favorite in the financial field. The Nova Quant platform keenly captured this trend and decided to issue the unique value token NQT. The total issuance of 500 million pieces and the feature of never increasing issuance provide a solid foundation for the value stability of NQT. The value brought by platform development will be empowered on NQT, which means that NQT will become an important witness and beneficiary of platform development.

- Project Name: Nova Quant
- Token Name: NQT
- Total Issuance: 500 Million Pieces

The Specific Allocation Of NQT Is As Follows:

- Quantitative Foundation Holding: 10%
- Quantitative Think Tank Team Operation Holding: 5%
- Robovis Development Team Holds: 40%
- STO Issuance+Circulation Share: 30%
- Market Airdrop Share: 15%



- STO Issuance+Circulation Share: 30%
- Robovis Development Team Holds: 40%
- Quantitative Think tank Team Operation Holding: 5%
- Quantitative Foundation Holding: 10%
- Market Airdrop Share: 15%



5.2 Application Scenarios Of NQT Token

• Quantitative Transaction Fee Payment

When using Robovis for quantitative trading on the Nova Quant platform, users can pay transaction fees using NQT tokens. Compared with traditional payment methods, using NQT tokens to pay transaction fees may enjoy certain preferential policies, thereby reducing transaction costs. This not only provides users with a convenient payment method, but also increases the liquidity and practicality of NQT tokens.

• Settlement Of Investment Portfolio Management Fees

For users who use Robovis for portfolio management on the Nova Quant platform, NQT tokens can be used to settle management fees. With the continuous optimization and expansion of portfolio management services on the platform, the demand for NQT tokens will also increase accordingly. For example, users can choose different portfolio management solutions based on their investment scale and needs, and use NQT tokens to pay corresponding fees.

• Participate In Platform Governance

NQT token holders can participate in governance decisions on the Nova Quant platform. The platform can grant token holders voting rights through smart contracts to vote on major issues of the platform, such as changes to platform rules and the launch of new features. This makes the development of the platform more democratic and transparent, while also enhancing users' sense of belonging and participation in the platform.

• Motivate Users To Contribute

In order to encourage users to actively participate in the platform's ecological construction, Nova Quant platform can use NQT tokens to reward users' contributions. For example, users can receive NQT token rewards by providing valuable trading strategies, participating in community discussions on the platform, and discovering vulnerabilities on the platform. This incentive mechanism can promote the healthy development of the platform ecosystem and increase user activity and loyalty.

• Lending And Mortgage

Users can use NQT tokens as collateral to access lending services on the platform. The platform can provide users with corresponding lending quotas based on the value of NQT tokens and market conditions, which provides users with a flexible financing method and also increases the financial attributes of NQT tokens.

• Cross Border Payment And Settlement

By leveraging the advantages of blockchain technology, NQT tokens can play an important role in cross-border payments and settlements. Users can use NQT tokens for cross-border transactions without going through traditional financial institutions, reducing transaction costs and time. With the integration of the global economy and the popularity of digital currencies, NQT tokens have broad prospects for application in cross-border payments and settlements.



5.3 NQT's Investment Prospects

• Long Term Investment Value

Due to the limited total issuance of NQT and the fact that it will never issue additional shares, and the value brought by platform development will be empowered on NQT, NQT has high long-term investment value. Investors can achieve asset appreciation by holding NQT for a long time, sharing the dividends brought by the platform's development.

• Short Term Investment Opportunities

With the continuous development of Nova Quant platform and the increasing market recognition of NQT, the price of NQT will also fluctuate. This provides investors with short-term investment opportunities. Investors can grasp the price fluctuations of NQT and achieve short-term returns by analyzing market trends and technical indicators.





5.4 Charities

With the continuous development of Nova Quant Quantitative Think Tank Center, NQT will become a mainstream token, traded and used by more and more users, and the platform will also use some of NQT's profits to develop charitable causes.

In the field of education, some of NQT's profits are invested in the construction of schools in impoverished areas. In some remote mountainous areas, children have to squeeze into dilapidated classrooms for classes, with rudimentary teaching facilities and weak teaching staff. The platform will assist in the construction of new teaching buildings, equipped with modern teaching equipment, and create a good learning environment for children. At the same time, establish scholarship and financial aid programs to encourage more children to pursue knowledge and break the intergenerational transmission of poverty. By training teachers and introducing high-quality educational resources, we aim to improve the local education level and provide every child with the opportunity to achieve their dreams.

In the medical field, the platform will actively participate in actions to improve global medical conditions. In areas where medical resources are scarce and people face the threat of diseases but cannot receive timely and effective treatment, NQT's funding will help establish primary healthcare clinics, equip them with basic medical equipment and drugs, and train local medical staff. Provide medical assistance to impoverished patients suffering from major illnesses, enabling them to receive timely treatment and regain their health. In addition, it also supports medical research projects, promotes the advancement of medical technology, and contributes to the cause of human health.

Environmental protection field: Environmental protection is the most important part of NQT's funding for charitable causes, and some of NQT's profits will be used for afforestation projects to restore the damaged ecological environment. Support environmental organizations to carry out publicity activities such as garbage classification, energy conservation and emission reduction, and raise people's awareness of environmental protection. Support research and development of renewable energy, promote the global transition to green energy, and leave a beautiful earth for future generations.

NQT's efforts to support global charitable causes are not just about investing funds, but also a sense of responsibility and spreading love. The Nova Quant Quantitative Think Tank Center collaborates with charities and social organizations around the world to ensure that every funding is maximized. At the same time, we actively call on more people to join the charity cause and work together to create a better world.

In the future, NQT will continue to leverage the advantages of its value token and continuously expand the field and scope of philanthropy. NQT will steadfastly provide support and care for those in need, whether in education, healthcare, environmental protection, or other fields.



6 Development Planning

6.1 Short Term Development Plan (1-2 Years)

• Talent Development

1. Actively recruit professional talents in the fields of quantitative analysis, financial engineering, data science, etc., and form a high-quality and innovative team.
2. Conduct internal training and knowledge sharing activities to enhance the professional skills and overall quality of team members.

• Data Collection And Organization

1. Establish a comprehensive data collection channel and widely collect relevant information such as financial market data and macroeconomic data.
2. Organize, clean, and store the collected data to ensure its accuracy and availability.

• Quantitative Strategy Research And Development

Based on the collected data, carry out research and development of quantitative strategies. Focus on developing quantitative trading strategies in areas such as stocks, futures, and foreign exchange.

2. Establish a strategy backtesting system to rigorously backtest and optimize the developed strategies, ensuring their effectiveness and stability.

• Customer Expansion

1. Actively communicate and collaborate with potential clients such as financial institutions and high net worth clients to promote the services and products of Nova Quant Quantitative Think Tank Center.
2. Provide customized quantitative strategy solutions to meet the needs of different customers.



6.2 Mid Term Development Plan (3-5 Years)

• Technological Upgrade

1. Continuously invest research and development resources to enhance quantitative analysis techniques and algorithms. Introduce advanced technologies such as artificial intelligence and machine learning to improve the intelligence level of strategies.
2. Optimize data processing and storage systems to improve data processing efficiency and storage capacity.

• Product Innovation

1. Develop diversified quantitative products, such as quantitative investment funds, quantitative hedging products, etc. Meet the investment needs of customers with different risk preferences.
2. Launch a quantitative strategy trading platform to provide customers with convenient strategy trading and management services.

• Industry Cooperation

1. Strengthen cooperation and communication with well-known domestic and foreign quantitative investment institutions, fintech companies, etc. Jointly carry out quantitative research and project cooperation to enhance industry influence.
2. Participate in industry standard setting and academic research activities, and contribute to the development of the quantitative investment industry.

• Risk Management

1. Establish a comprehensive risk management system to assess and monitor the risks associated with quantitative strategies. Ensure the safety of customer assets.
2. Develop a risk warning system to promptly detect and respond to potential risk events.



6.3 Long Term Development Plan (Over 5 Years)

• Global Layout

1. Gradually expand the international market and establish branch offices in major financial centers around the world. Provide high-quality quantitative investment services to global clients.
2. Strengthen cooperation with international financial institutions and investors to enhance international competitiveness.

• Financial Technology Innovation

1. Continuously monitor the development trends of financial technology and actively explore the application of new technologies such as blockchain, big data, and cloud computing in the field of quantitative investment.
2. Launch innovative financial products and services to lead the industry's development trend.

• Social Responsibility

1. Actively fulfill corporate social responsibility, pay attention to environmental protection, social welfare and other fields. Make contributions to society through investment and donations.
2. Cultivate quantitative investment talents and promote the sustainable development of the quantitative investment industry.

Brand Building

1. Build a quantitative investment brand with international influence. Establish industry benchmarks through high-quality services, innovative products, and good reputation.
2. Strengthen brand promotion and advertising to enhance brand awareness and reputation.



7 Disclaimer And Risk Warning

7.1 Disclaimer And Risk Warning

This document only provides information related to the project; This document or any content therein shall not be construed as soliciting, proposing to purchase, sell any securities, futures, options or other financial instruments, or providing or offering any investment advice or services to any person in any jurisdiction; Nothing in this document constitutes investment advice or provides any opinion on the suitability of any securities. Past performance does not necessarily indicate future performance, and any predictions, market prospects, or estimates in this document are forward-looking statements based on certain assumptions and should not be construed as indicative of actual events that will occur. All materials are compiled based on reliable sources of information, but absolute accuracy cannot be guaranteed. If the intended redeemer decides to redeem on their own, they should fully accept such risks and are willing to bear all corresponding consequences or outcomes for this.

The foundation and team explicitly state that they will not bear any direct or indirect losses caused by their participation in Nova Quant, including but not limited to:

Economic losses caused by user transaction operations;

Any errors, omissions, or inaccurate information arising from personal understanding;

The losses caused by personal transactions of various blockchain assets and any actions resulting from them.

The Nova Quant development and operations team believes that there are countless risks involved in developing, maintaining, and operating Robovis, many of which are beyond the team's control. In addition to the other contents described in this white paper, every purchaser of NQT digital assets should also carefully read, understand, and consider the following risks: NQT is a cryptocurrency used by a commercial platform. Exchanging NQT is not an investment, and we cannot guarantee that NQT will definitely appreciate in value. In some cases, there is a possibility of value decline, and users who do not use NQT correctly may lose the right to use NQT digital assets. The foundation and team initiators now clarify the risks of redeeming NQT to potential users. Once potential users participate, they should be deemed to have a clear understanding and full knowledge of the following risks:



Information disclosure risk: As of the date of publication of this white paper, Nova Quant is still continuously improving, and its business philosophy, consensus mechanism, inference algorithms and code, as well as other technical details and parameters, may frequently change and be updated at any time. Although this white paper contains the latest key information on NQT, it is not absolutely complete. And it will still be adjusted and updated by the Nova Quant development and operation team from time to time for specific purposes. The Nova Quant development and operations team has no ability and obligation to inform participants of every technical detail of NQT's development, therefore insufficient information disclosure is inevitable and reasonable.

The risks arising from market competition: Exchange platforms are an extremely competitive field, with a large number of teams planning and developing them. Competition will be fierce, but in this era, any good concept, startup, or even mature company will face the risk of such competition. But for us, these competitions are the driving force in the development process.

Legal and policy risks: NQT may be regulated by regulatory authorities in different countries, and due to the highly innovative nature of cryptocurrency issuance, there are legal gaps in the vast majority of countries worldwide, leading to significant legal and policy uncertainty in the industry.

Price fluctuation risk: If traded on the public market, encrypted tokens typically experience significant price fluctuations. Price fluctuations often occur in the short term. The price may be denominated in Bitcoin, Binance, US dollars, or other fiat currencies. This price fluctuation may be caused by market forces (including speculative buying and selling), changes in regulatory policies, technological innovations, availability of exchanges, and other objective factors. This fluctuation also reflects changes in supply and demand balance. Nova Quant's development and operation team is not responsible for any trading in the secondary market. The risks involved in NQT trading prices shall be borne by the trader themselves